







Year	Term	Rationale	Prior Knowledge/ Connections
Early Years		<p>Throughout the years in Early Years, children are immersed in The Arts. They explore and develop artistic skills and knowledge of artists through experiences of drawing, painting, printing, sculpting, and using mixed media through collage, textile, and digital media exploration. They discuss their own and others' artworks, forming opinions and talking about how it makes them feel. <b>Early Learning Goal – Creating with Materials</b> – Children at the expected level of development will:</p> <ul style="list-style-type: none"> <li>- Safely use and explore a variety of materials, tools, and techniques, experimenting with colour, design, texture, form, and function.</li> <li>- Share their creations, explaining the process they have used.</li> </ul>	
Year 1	Autumn	<p><b>Sculpted Nature</b> An introduction and journey through sculpture using the natural environment. <b>Focus Artist</b> – Andy Goldsworthy <b>Focus Skill</b> – Sculpture</p> <p>This is children's first experience of sculpture within the National Curriculum and as such, makes use of something which the children are already familiar – the school grounds. This project has a focus on the collage and sculpture work of Andy Goldsworthy and builds on the outdoor experiences of the EYFS, as well as making use of the changing Autumnal season. The children continue to develop their skills with malleable materials and will deepen their understanding as they are introduced to the more formal elements and fundamental sculpture techniques. This project ensures the children are using their hands throughout to enable fine motor skills to develop. In this way, the project reflects a 'steppingstone' between EYFS experiences and the National Curriculum.</p>	 <p>The children have experienced a wide variety of open ended malleable and modelling tools and media during their experiences within the Early Years curriculum. They have learned how to safely use and explore a variety of materials, tools, and techniques, experimenting with texture, form, and function in an open ended and original way.</p>
	Spring	<p><b>Who am I?</b> An introduction to using drawing and print techniques to explore the theme of portraits. <b>Focus Artist</b> – Quentin Blake <b>Focus Skill/s</b> – Drawing</p> <p>This is children's first experience of drawing within the National Curriculum and so the focus is something meaningful and relatable - themselves. The children are presented with the works of familiar children's illustrator Quentin Blake and will be encouraged to explore the facial representations within his work. This project will progress children's mark-making skills from EYFS as they are introduced to using fundamental pencil techniques, gain knowledge and apply the formal elements of Art &amp; Design and develop their ideas using sketchbooks. The project introduces children to printing techniques and enables them to translate their drawings into prints by exploring simple printing methods.</p>	 <p>The children have experienced a wide variety of drawing tools and media during their mark making experiences within the Early Years curriculum. They have explored and experimented using their whole bodies and movements, making links between those movements and the marks they have created. The children have learned to use these tools creatively and with increasing control, using their skills in original ways, and representing their own ideas, thoughts, and feelings throughout their drawing. They have explored printing techniques in a variety of informal ways throughout the EYFS, including use of their body, natural and found objects to create a variety of printing styles. The children have now been introduced to their team sketchbook/floor book and begun to gain knowledge of the formal elements of Art &amp; Design, beginning to apply this understanding to their use of skills within lessons.</p>
	Summer	<p><b>Pioneer</b> An introduction to using IT and colour to explore painting techniques through the history of the first moon landing. <b>Focus Artists</b> – Chesney Bonestell &amp; Peter Thorpe <b>Focus Skill</b> – Painting</p> <p>This is the children's first experience of painting within the National Curriculum and so the project will encourage the building of fine motor skills and understanding of paint by exploring a couple of simple painting medias on small and large scales and a variety of surfaces. An introduction to the formal elements of colour will give children the opportunity to build a secure foundation in their painting knowledge and begin to build fundamental skills in painting techniques. The project introduces the children to digital art within the theme of space art (linked to the text, 'Man on the Moon'), with a focus on the vibrant and colourful artworks of Peter Thorpe. By this point in the year, the children's skills and application of knowledge will have developed and children will be able to record their ideas verbally and in writing to compare the artists' work. The use of IT and digital media will be used to creatively enhance the children's painting.</p>	 <p>The children have experienced a wide variety of painting tools and media during their creative explorations within the Early Years curriculum. They have explored and experimented using their whole bodies and movements, making links between those movements and the marks they create. The children have learned to use these tools creatively and with increasing control, using their skills in original ways, and representing their own ideas, thoughts, and feelings throughout their painting. The children have experienced digital media in a variety of informal ways throughout the EYFS. They have experimented using IT and simple editing software to photograph and draw.</p> <p>The children have now gained knowledge and understanding of the formal elements of Art &amp; Design and begun to apply these to their drawing skills. The children have been encouraged to think creatively and originally.</p>






# Art & Design Curriculum Rationale


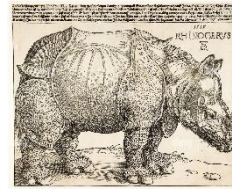
Year	Term	Rationale	Prior Knowledge/ Connections	
Year 2	Autumn	<p><b>Fire</b> An exploration of paint and contrast in colour through the theme of fire. <b>Focus Artist</b> – J. M. W. Turner <b>Focus Skill</b> – Painting</p> <p>This project is strongly related to the children's learning in History and enables the children to explore the new media of charcoal in a meaningful way. The children will apply what they already know about responding to ideas and starting points as they are introduced to select art works of J. M. W. Turner. The project allows for real life experiences using the fire pit on the school site to enhance the children's understanding of this historical theme and the colours they will observe and translate into their artwork. Learning moves forward from Year 1 with the introduction of new media and materials, and a deeper understanding and application of the formal elements including pattern, texture, and tone. The introduction of individual sketchbooks enables skills to develop further as children use them for experimentation, investigation of new media and recording their thoughts and ideas in their own creative space.</p>		<p>During their drawing and painting experiences in Year 1, the children have responded to ideas and starting points presented to them through their drawing and explored their ideas of mixing primary colours to make secondary. They have been introduced to and developed fundamental drawing skills such as colouring neatly following lines and drawing lines of different sizes and thicknesses. The children have developed their skills in painting using both thick and thin brushes and applied these skills and their understanding of using different paints to their artworks.</p>
	Spring	<p><b>Aniprint</b> An exploration of drawing and print techniques to represent pattern in the natural world. <b>Focus Artist</b> – Caroline Jackman <b>Focus Skills</b> – Printing</p> <p>The children have now experienced printing within the National Curriculum and moving on from their previous experience, this project will give the children the opportunity to experiment and learn new printing skills. The Children will apply what they know and understand about the techniques of simple print making from their learning in Year 1 as they develop their ideas about print further using more skilled techniques. They will use the works of artist Caroline Jackman to inspire their animal print designs, exploring different methods and materials as their ideas develop. The children will develop their printing skills from their learning in Year 1 within their sketchbooks and begin to use visual language to comment on their work. The use of sketchbooks develops further as the children will begin to express their thoughts and feelings about their artwork, experimentations and developing ideas throughout the project.</p>		<p>During their experiences of printing in Year 1 the children explored their ideas of print making and develop their skills by experimenting with simple printing techniques. The children applied these skills and their understanding of using print to their work on Quentin Blake inspired artworks.</p>
	Summer	<p><b>Found</b> An exploration of shape, texture and media using found objects from the local area. <b>Focus Artist</b> – Pablo Picasso <b>Focus Skill</b> – Collage &amp; Mixed Media</p> <p>This theme builds upon what children have previously experienced in Year 1 and is linked to learning in Geography. The children will be introduced to the cubist and collage art works of Pablo Picasso, collect visual information, and develop their artwork ideas within their sketchbooks in a multimedia way. This project gives children the opportunity to use IT (cameras, i-pods, i-pads), in school and on outings to explore the local area as they collect collage materials. Children will revisit digital media as an art form from previous learning in Year 1 and will use this to extend their understanding and enhance their collage work. The children continue to build on and apply their understanding of the formal elements of Art &amp; Design through documentations of the project in their sketchbook. The children will transfer their learning of creating a collage, along with their collage skills from Early Years to begin to design and assemble a mixed media collage by mixing in additional materials to create interesting texture.</p>		<p>During their experiences within the Early Years curriculum and Year 1, children develop the skills, knowledge and understanding to select and use technology for a particular purpose. They can represent their own ideas, thoughts and feelings through design, technology, and art.</p> <p>During their experiences of collage in Early Years and Year 1 the children explore a range of ideas and techniques in a very practical way, utilising the school site. They are introduced to fundamental collage skills such as cutting, tearing, and gluing as they sort and arrange materials. The children apply their skills and their understanding of collage and mixed media to their artwork inspired by Andy Goldsworthy.</p>



# Art & Design Curriculum Rationale

Year	Term	Rationale	Prior Knowledge/ Connections	
Year 3	Autumn	<p><b>Stone Age Stories</b> An inquiry into drawing and mixed media techniques to explore the 'first works of art'. <b>Focus Artworks</b> – Lion Man &amp; Cave Paintings <b>Focus Skill</b> – Mixed Media</p> <p>The children will now be becoming increasingly more confident in their drawing skills and the formal elements of Art &amp; Design. Therefore, this theme, which is linked to their learning in History, will enable them to creatively apply their knowledge and skills to new media. Use of sketchbooks will now be very familiar for the children, and they will record their ideas including similarities and differences between artworks, making comparisons, and commenting on thoughts and feelings. This is the first project where children will focus largely on the formal elements of drawing and painting, developing their skills thoughtfully, purposefully and with greater detail to create visually interesting pieces.</p>		<p>During their drawing experiences in Year 2, children collect visual information in the form of art works and artist information. The children use these to support their annotations as they describe the work of notable artists. They develop their drawing skills through showing pattern and texture by adding dots and lines, along with showing different tones by using coloured pencils.</p> <p>During their painting and mixed media experiences in Year 2, the children develop collage skills and the painting skills of colour mixing; adding white to colours to make tints and black to colours to make tones. The children apply these skills and their understanding of using different paints when they explore methods and materials as their ideas develop.</p>
	Spring	<p><b>Colourful Campania</b> An inquiry into colour, representing landscapes through the medium and techniques of paint and collage. <b>Focus Artist</b> – Claude Monet <b>Focus Skill</b> – Painting</p> <p>This project encourages the children to apply the formal elements of Art when looking at the theme of landscapes, becoming inspired by the differing techniques of paint and collage when creating their own creative artworks. The children will apply their skills and understanding of collage from Year 2 and develop it further, with greater polish and precision. The children will be able to use their prior knowledge and understanding of painting and colour to inform their choice of colour and the new concept of style in their developing ideas and artworks within their sketchbooks.</p>		<p>During their experiences of collage in Year 2, the children develop their fundamental collage skills and focus on mixing materials to create texture. They explore different materials and skills such as coiling, overlapping and montage, as their ideas develop.</p> <p>During their painting and mixed media experiences in Year 2, the children develop collage skills and the painting skills of colour mixing; adding white to colours to make tints and black to colours to make tones. The children apply these skills and their understanding of using powder, watercolour, and acrylic paint when they explore different painting methods and materials as their ideas develop.</p>
	Summer	<p><b>Textile</b> An inquiry into textile techniques representing nature creatively through stitch. <b>Focus Artist</b> – Penny Widison <b>Focus Skill</b> – Textiles</p> <p>This theme is strongly linked to the children's learning in Geography and will have a large influence over the ideas and decisions the children express during their designing and development of ideas within their sketchbooks. The children will have established the fine motor skills needed to learn and practice fundamental and new textile techniques. The children will now have a strong geographical understanding of their local area and will be able to translate this into their textile work in a creative way, using craft skills to enhance it and creating visually interesting effects. Children will develop their ideas and replicate some of the techniques used by the artist Penny Widison.</p>		<p>The children have had a broad range of tactile, sensory, and experimental experiences with textiles throughout their time in the Early Years. They learn how to safely use blunt needles, laces, and a variety of threading resources to weave and join materials together as they experiment with tools and design to express their ideas.</p> <p>During their Art &amp; Design experiences in Year 1 and 2, the children have continuously used their hands for larger and smaller tasks, utilising a range of tools with increasing precision and detail. All of which contribute to the development of fine and gross motor skills required to build skills in textiles and crafts.</p>

Year	Term	Rationale	Prior Knowledge/ Connections
	Autumn	<p><b>Drüerer</b> An artist study of shape, line, proportion, and scale to represent the bodies of animals.</p> <p><b>Focus Artist</b> – Albrecht Drüerer <b>Focus Skill</b> – Drawing</p> <p>This project is linked to the children's learning in science and is designed to focus largely on development of the formal elements of drawing. The children are introduced to the artworks of Albrecht Drüerer and will study his accurate drawing of animals in detail. The children will now be accomplished in discussing their ideas, thoughts, and feelings about the artworks and documenting this in their Sketchbooks along with their developing drawing skills. The children will make purposeful links to their learning in science about animals which will enable learning to become more meaningful and encourage the use of visual vocabulary to enhance the development of their ideas and drawing skills.</p>	<p>During their drawing experiences in Year 3, children develop their ideas from given starting points and replicate some of the techniques of notable artists. They develop their drawing skills through using different densities of pencil to show line, tone, and texture in their artwork, as well as sketching lightly, and using shading to show light and shadow.</p>
Year 4	Spring	<p><b>Dark Age Jewels</b> A study of pattern, design and form using sculpture skills and techniques inspired by Anglo Saxon jewellery.</p> <p><b>Focus Artworks</b> – Sutton Hoo Helmet, Anglo Saxon Bracelets &amp; Ruthwell Cross <b>Focus Skill</b> – Mixed Media Sculpture</p> <p>This project is strongly linked to the children's learning in history and will have a large influence over the ideas and decisions the children express during their designing and development of ideas. The children will have established the fine motor skills needed to learn and practice new and increasingly complex sculpting techniques. Therefore, the children will purposely apply and further develop their skills and understanding of sculpture, demonstrating greater precision and detail. They will make meaningful links to their learning in History about Anglo Saxons, exploring ideas in a variety of ways and using their sketchbooks in increasingly more creative and imaginative ways, including visual language.</p>	<p>During their sculpture experiences in Year 1 and Year 3, the children respond to the artistic ideas and starting points, describing the work of artist Andy Goldsworthy, and using this as inspiration for their own sculpture work. They were introduced to fundamental sculpture materials such as clay and skills such as combining shapes, including lines and texture.</p> <p>During their mixed media, textiles and craft experiences in Year 3, the children utilised a range of traditional methods, with a variety of tools and techniques to enhance their artwork.</p>
	Summer	<p><b>Coastlines</b> A study of printing skills and techniques to represent the nature of British coastlines.</p> <p><b>Focus Artist</b> – Frank Newbould <b>Focus Skill</b> – Printing</p> <p>This project is linked to the children's learning in geography. The children have had many experiences of fundamental printing techniques up to this point and will now purposely apply and further develop their skills and understanding of print by using a new medium, demonstrating greater precision and detail in their design, ideas, and artworks. The children are introduced to the digital artwork of Frank Newbould and will make comparisons and links between their experimental print work of coastal scenes and the digital art of this notable artist.</p>	<p>During their print making experiences in Year 2, the children collect their own visual information to inform their design inspired by the artist Caroline Jackman. They use the print skills and techniques of repeating and overlapping patterns, use of objects to press, roll, rub, and stamp to make prints and drawing inspiration from the natural environment and animals.</p> <p>During their digital media experiences in Year 2, the children use technology and simple software to enhance their collage work. They use a wide range of simple tools to create different textures, lines, tones, colours, and shapes.</p>



Year	Term	Rationale	Prior Knowledge/ Connections
	Autumn	<p><b>Ancient Riches</b> An inquiry into the common themes of ancient Egyptian symbolism and print, and the techniques used to create smaller details and features.</p> <p><b>Focus Artworks</b> – Narmer Palette &amp; Tutankhamun's Mask</p> <p><b>Focus Skills</b> – Sculpture &amp; Printing</p> <p>This project is linked to the children's learning in history and will ensure that children consolidate and extend their sculpture and printing skills. Children securely apply and further develop their skills and understanding of sculpture and printing from Year 4, demonstrating greater precision, intent and detail in their design, ideas, and artworks. They are introduced to famous artifacts from Ancient Egypt and will compare the work and how it changed over time from one craftsman to the next for different purposes, taking inspiration from and transferring these ideas to their own design ideas.</p>	<p>During their print experiences in Year 4, the children use printing skills such as block and relief printing to create both individual images and repeating patterns. They use simple motif printing blocks to create and print complex patterns with visual precision.</p>
Year 5	Spring	<p><b>Botanica</b> An inquiry into drawing through illustration and painting techniques to evoke the nature of plants in their many forms.</p> <p><b>Focus Artist</b> – Beatrix Potter</p> <p><b>Focus Skill</b> – Drawing</p> <p>This project is linked to the children's learning in science and will ensure that children have ample time to consolidate and extend their accurate drawing skills using a variety of mediums. The children will securely apply and further develop their skills and understanding of drawing from Year 4, demonstrating greater precision, intent and detail in their design, ideas, and artworks. They are introduced to scientific artworks of Beatrix Potter and will use this famous artist as a starting point to describe the style, develop, and imaginatively extend their ideas. The children will collect information, sketches, and resources (including natural and real life resources) and present their ideas imaginatively in their sketchbook. The children will use a variety of techniques to add interesting effects to their artwork.</p>	<p>During their drawing experiences in Year 4, the children develop their skills in using hatching and crosshatching to show tone and texture. They also elaborate on their ideas within their sketchbooks by annotating their sketches.</p> <p>During their mixed media experiences in Year 4, the children use pattern and texture for desired effects and decoration or more expression. They learn to manipulate light and shade for dramatic effect.</p>
	Summer	<p><b>Astronomical</b> An inquiry into shape and form using a variety of drawing and painting techniques to explore space art.</p> <p><b>Focus Artist</b> – Peter Thorpe</p> <p><b>Focus Skill</b> – Painting</p> <p>This project will ensure that children consolidate and extend their painting knowledge, understanding and skills. The children will securely apply and further develop their skills and understanding of painting from Year 4, demonstrating greater precision, intent and detail in their design, ideas, and artworks. During this project, the children are given greater freedom to explore different media and techniques as they revisit the artist, Peter Thorpe. The children will continue their artist study, using their ideas around the artist's work to inspire their purposeful exploration and use of paint and colour to create visually striking effects.</p>	<p>During their painting experiences in Year 3, the children use visual language to comment on artworks, created by themselves, others, and notable artists. They experiment with creating mood with colour, using watercolour paint to produce washes for backgrounds before adding detail.</p>



Year	Term	Rationale	Prior Knowledge/ Connections
	Autumn	<p><b>Rainforest Reflections</b>            A personal study of colour and texture through a variety of drawing, painting media and techniques.  <b>Focus Artists</b> – Abel Rodriguez, Frida Kahlo &amp; Vic Muniz  <b>Focus Skill</b> – Painting</p> <p>This project begins with links to the children’s learning in geography as they explore artists work and learn new techniques. The project enables older children to develop their own artistic drawing and painting style and make original choices in drawing, colour, and the addition of interesting media to enhance their piece. The children will confidently apply their prior learnt skills and knowledge in drawing from Year 5, demonstrating intent, imagination, precision and detail in their designs and ideas. They will give details about and compare the style of famous contrasting artists’ works as they study South American artists Abel Rodriguez, Frida Kahlo, and Vic Muniz, with a focus on their artworks including representations of rainforests, trees, and landscapes. Children now understand the qualities of many drawing materials and can choose a style of drawing suitable for their work, be it impressionistic, expressionistic, abstract, realistic etc. They will be able to use the qualities of the materials they understand to enhance their ideas throughout the project as they use their sketchbooks imaginatively to develop and extend their ideas.</p>	<p>During their drawing experiences in year 5, the children imaginatively develop and extend a variety of ideas within their sketchbooks and look closer at the styles of artworks. They use a variety of techniques to add interesting effects that depict reflections, shadows, direction of sunlight, movement, perspective, and shadows.</p> <p>During their painting experiences in Year 5, the children develop their skills combining colour and line, create a colour palette based upon colours in the natural or built world, and using the qualities of watercolour and acrylic paints to create visually interesting pieces.</p>
Year 6	Spring	<p><b>Graffiti</b>            A study of graffiti art through artists’ works, mixed media techniques and digital media skills to represent a message of hope.  <b>Focus Artists</b> – Banksy, eL Seed, Malik al-Shami, Lady Pink  <b>Focus Skill</b> – Collage &amp; Mixed Media</p> <p>This project is designed to enable older and increasingly mature children to think about the history of modern graffiti art and the meaning behind many of these pieces. The children will confidently apply their prior learnt skills and knowledge in collage and mixed media from Year 3, demonstrating intent, imagination, precision and detail in their designs and ideas. They will study the lives of a range of graffiti artists and the meaning behind a range of artworks. The children will use their sketchbooks creatively and imaginatively, annotating their ideas as they spot the potential in unexpected results as their work progresses.</p>	<p>During their collage and mixed media experiences in Year 3, the children further developed their collage skills by using tessellation and mosaic techniques. They ensured that their artwork was precise, carefully selecting and arranging materials for a striking effect.</p> <p>During their multi-media experiences in Year 4, the children use visual language to explain their artwork, using technology and software.</p>
	Summer	<p><b>Personal Project</b>            A personal project and art piece where pupils will use their knowledge and understanding of Art &amp; Design to inform their choice of art style, focus artists, materials, media, skills, and techniques to create their own individual piece.  <b>Focus Artist</b> – Determined by the pupil.  <b>Focus Skill</b> – Determined by the pupil.</p> <p>This project is open ended and negotiated between each individual child and their teacher. The children are encouraged to reflect on their learning in Art &amp; Design throughout their time in school and use this reflection to inform their decision on what they will create. The child may choose to play to their strengths, use materials they enjoy working with or a creative process they appreciate. Alternatively, the child may choose to use this opportunity to identify and develop skills where they know they could improve. The project enables all the children to showcase their knowledge, understanding, skills and ultimately the progress they have made in their Art &amp; Design journey.</p>	<p>(See all of the above – prior knowledge/connections would be individual to each child’s chosen project)</p>